



**Wide range of SCADA applications**

**Large scale integration**

**High density surface mount technology**

**Protocol emulation**

**Self diagnostics**

## **The L&J Engineering Model MCG 4200 Remote Terminal Unit**

### **The Right Fit**

The L&J Engineering Model MCG 4000 Series of Remote Terminal Units (RTU) have been engineered to meet a wide variety of Supervisory Control and Data Acquisition (SCADA) applications. The MCG 4200 is the perfect unit for any sized system. When teamed with any MCG 3000 Series Gauging System and L&J Level Gauges, the system can provide tank gauging, valve and pump control, pressure and flow monitoring, and meter totals.

### **Compatibility**

Like all L&J Gauges, the MCG 4000 series provides the user with the tools necessary to develop their system into whatever today's needs are or what tomorrow's may require. The MCG 4200 can be implemented as part of a total system or added to existing MCG Series components at any point in the future. The MCG 4200 can accept pulse, analog, and digital signals and can control devices which accept analog or discrete signals. The unit has the ability to give status reports when needed during the day if a printer is available.

The MCG 4000 series, when combined with the MCG 3800 computer and the L&J SCADA application software package, offers full performance for all your SCADA applications.

### **Making the Job Easier**

The 4000 Series not only delivers data acquisition, but also efficiency for the user and other computer units so their time can be maximized for other tasks. The MCG 4200 can be combined/added to previously existing MCG Series components.

## **Applications**

**Data acquisition and control for SCADA applications**

**Flexible configurations:**

**Stand-alone unit (independent power and communications)**

**Multiple linked units (shared common power and communication)**

**Manipulation of data in the field**

**Annunciator**

**SPECIFICATIONS**

**MCG 4200**

**Field Connections:**

1. P- Power (35-70 VDC from Computer)
2. E- Encoder (30 VDC pulse train)
3. C- Computer (30 VDC pulse train)
4. G- Ground (Signal common)

**Temperature**

Operating Temperature: -25° C to +75° C  
 Temperature Sensing: Accepts either Platinum or Copper 3-wire RTD  
 Temperature Accuracy: 1° F (0.5° C)  
 Temperature Resolution: 0.1° C

**Baud Rate:**

300-9600 Selectable

**Control Points**

Digital: 256 Inputs  
 Analog: 256 Outputs  
 Pulse: 128 Inputs  
 128 Outputs  
 32 Inputs

**Digital Status**

Outputs: (standard) 3 Amp, 125 VAC  
 3 Amp, 28 VDC  
 (optional) 5 Amp, 125 VAC  
 Inputs: (selectable) 5-48 VAC or VDC  
 90-110 VAC or VDC  
 Dry Contacts

**Analog Signals**

Input/Output: 4-20 mA, 10-5- mA, 1-5 VDC

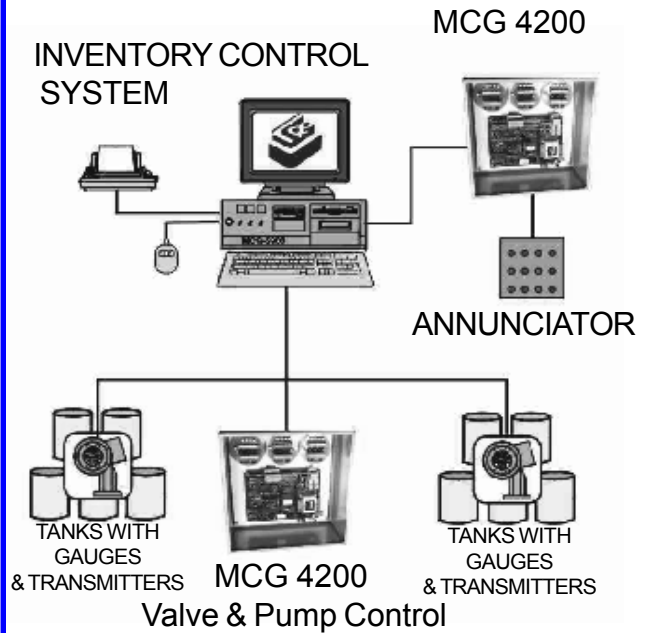
**Field Wires:**

20 AWG Minimum

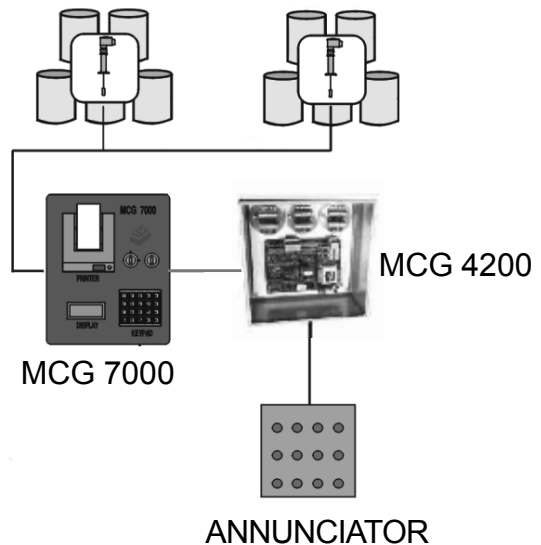
**Enclosure:**

NEMA 4- Standard  
 NEMA 7- Optional

**TYPICAL CONFIGURATION 1**



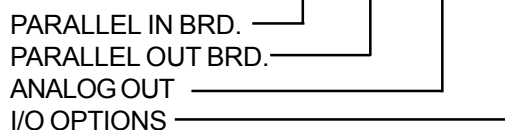
**TYPICAL CONFIGURATION 2**



*All designs subject to change. Certified dimensions*

**INFORMATION REQUIRED TO ORDER:**

**MCG 4200 - XX - YY - ZZ - AA**

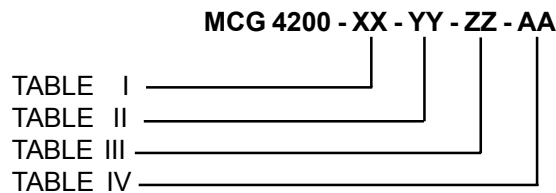


### MCG 4200 VALVE & PUMP STATION REMOTE TERMINAL UNIT (RTU)

NEMA 4 Enclosure, mechanical relay, 90 - 140 VAC,  
each valve or pump (1 point) includes 2 discrete ins  
and 2 discrete outs.

#### MODEL NUMBER SELECTION:

The model number will have a base number, **MCG 4200**, followed by 8 digits. These digits will represent 4 sets of option tables.



#### TABLE I - PARALLEL IN BOARD QUANTITY

- 00 - None
- 01 - One (16 Digital Inputs)
- 02 - Two (32 Digital Inputs)
- 03 - Three (48 Digital Inputs)

#### TABLE II - PARALLEL OUT BOARD QUANTITY

- 00 - None
- 01 - One (16 Digital Outputs)
- 02 - Two (32 Digital Outputs)
- 03 - Three (Digital Outputs)

#### TABLE III - ANALOG OUT

- 00 - None
  - 01 - 1 - 16 points
  - 02 - 17 - 32 points
  - 03 - 33 - 48 points
- \*Specify exact point

#### TABLE IV - I/O OPTIONS

- 00 - None
- 01 - L&J Tankway
- 02 - RS 485
- 03 - RS 232
- 04 - GPE 31422,423

# L&J ENGINEERING

---

THIS PAGE INTENTIONALLY  
LEFT BLANK